

Episode 10

=====
Panel 01, 02, 03, 04. (scrolling montage) The season is changing again from Winter to Spring... See episode 08 for example.

At the end of the montage, we see Rebecca sitting alone on a park bench, holding the box of the ring in her hand, looking down. The box is closed.

=====
PANEL 05 (wide shot)

We are in SPRING time, the flowers are blooming, and the sun is shining. This is a bad dream sequence so use soft edges (cloudy)

Rebecca LOOKS DOWN at the ring box, it is CLOSED.



**SHE IS LOOKING DOWN
AT THE SAME RING
BOX IN HER HAND.**

**IT IS SPRING TIME, SHE
IS WEARING SPRING
CLOTHING**

SHE IS SAD

=====
PANEL 06

We see a Close-Up of her hands holding the CLOSED box.
This is a bad dream sequence so use soft edges (cloudy)



=====

PANEL 07

Rebecca starts to open the box. We do not yet see what is inside the box... Same box as previous episode... no ribbons.

The BOX is EMPTY...This is a bad dream sequence so use soft edges (cloudy)

IMPORTANT: We are facing Rebecca, so the picture is from the same angle as PANEL 06. we are facing her so we cannot see the box opening from the same angle as below



=====

PANEL 08 close up

We see the open box... It is EMPTY!! Use this angle.

Change image to make sure the box is empty and the image is big enough that the reader sees an empty box.

This is a bad dream sequence so use soft edges (cloudy)



=====

A chat balloon appears between the panels with a bit of white space between panels

CALVIN: IT'S TOO LATE, REBECCA...

=====

PANEL 09

We see a close up Rebecca looking up, sad, anxious, desperate... use same expression as this



=====

PANEL 10

A Dark silhouette of Calvin in front of a bright light... She is still dreaming... We do not know if this is the back of Calvin or the front. We do not know if he is walking towards her or away from her...THIS IS IMPORTANT.

Use a picture just like this...Make sure we do not see his face



=====

PANEL 11 (medium shot)

Rebecca is looking straight at us, sitting up straight on the bench. A desperate and anxious look at her face. Use this expression but make sure she is looking straight at us from the bench.



REBECCA: CALVIN?

=====

PANEL 12 (medium shot)

We see Rebecca sleeping on the sofa, in her RIGHT HAND is the ring BOX. Use same image like photo but put a ring BOX in her RIGHT HAND.



REBECCA: CALVIN... WAIT, DON'T GO... IT'S NOT TOO LATE... (she is still dreaming...)

=====

PANEL 12 (medium shot)

She wakes up from a bad dream. She knocks down the ring box with her hand as she wakes up, as she swipes it on the floor... use exact same image as panel 11, but show her awake from her bad dream, wide eyed, knocking the ring on the floor.

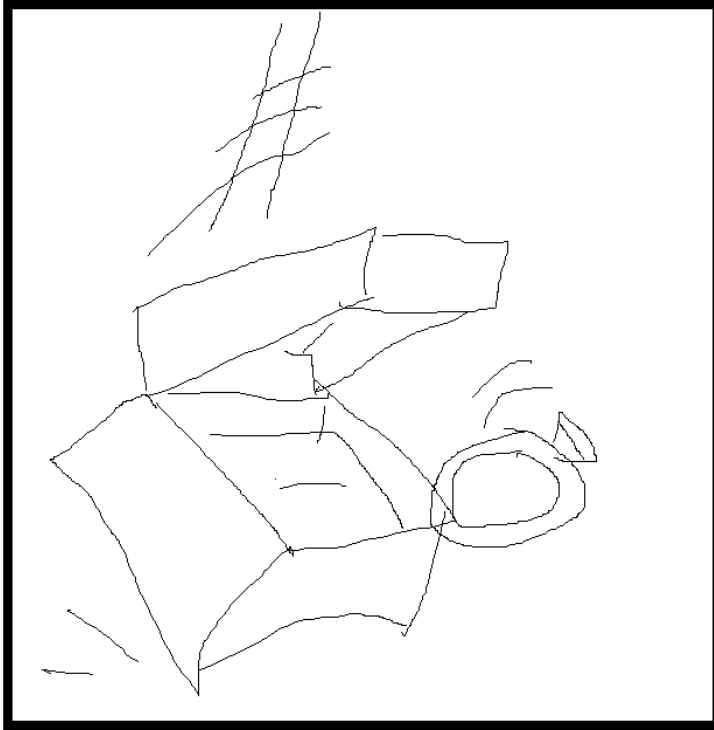


REBECCA: **CALVIN!**

=====

PANEL 13 CLOSE-UP

Show the box falling on the floor and the ring falling out at the side of her sofa...



=====

PANEL 14... (CLOSE_UP)

She slides off the sofa to look for the ring. It is
In front of her and she looks at it



=====

PANEL 15 (MEDIUM TALL SHOT)

Rebecca is on her knees, looking down at the ring in her fingers...looking down and sad. Make her right hand is holding JUST THE RING -- NOT THE BOX which is still on the floor. Make sure she is looking down at the ring, very very sad. Her head is kept low.



PANEL 16

EXTREME closeup of her right hand holding the ring. This is what she is looking at.



=====

PANEL 17

EXTREME CLOSE-UP ...

Rebecca puts the ring on her left finger, exactly like the photo below, very close-up shot. Use same ring as before.



=====

PANEL 18


CLOSEUP, REBECCA looking down...Looking more determined



=====

PANEL 19 (WIDE SHOT)

Rebecca walking to the front door of her condo. Use SKETCHUP of REBECCAS CONDO. There is some URGENCY to her step. She is DETERMINED to find CALVIN ... She is NOT wearing a jacket or shoes in this panel, just use this type of walk



=====

PANEL 20

Rebecca putting her jacket on... She is getting ready to leave. No background needed, just use this pose and facial expression.

She is wearing a spring jacket! Something like this.



=====

Thought balloon between panels

REBECCA: NOT TO LATE...

=====

PANEL 22

Rebecca, wearing her jacket, leaves her condo. She is going to find Calvin and very determined...



=====

PANEL 24



REBECCA: TAXI!

=====

PANEL xxx

Rebecca rides in the back seat of a taxi. She is looking at her ring finger with a sad expression. Use the panel on the left however make sure Rebecca looks like the image on the right bud more sad! Show us the taxi seats, and even the taxi driver inside this medium shot.

It is more important to show that she is in the taxi and looking down at something. We will see her hands in greater detail next panel...



=====

PANEL xxx

CLOSE-UP Rebecca stares at her ring...
Use this image exactly.



=====

PANEL xx


Rebecca thinks back at her words... make the original art
in a faded cloud, just like in coffee shop memory of
Chantal...



=====

PANEL xxx

Rebecca's eyes start to water...



=====

CLOSE-UP, the TAXI DRIVER turns to Rebecca.



TAXI DRIVER: WE'RE HERE MA'AM...

=====

PANEL xxx

Rebecca looks out of the taxi, up at the building...



=====

PANEL xxx

Rebecca comes out of the taxi and closes the door, she looks up to the building. Use same image like below...



=====

PANEL XXX


Use sketchup like this... Rebecca opens front door to Calvin's Condo.



=====

PANEL xxx

Rebecca looks up the stairs. We see the back of her head looking up. Use sketchup



PANEL xxx

CLOSE-UP of Rebecca climbing the steps...



=====


PANEL xxx

Rebecca stands in front of the door...Make sure she is wearing her spring clothes



=====

PANEL xxx



PANEL xxx



PANEL xxx

She presses her forehead against the metal door...



REBECCA: CALVIN, PLEASE OPEN THE DOOR...

=====

PANEL xxx



REBECCA: PLEASE...

=====

PANEL xxx

A tear falls down Rebecca's left cheek. She looks away, her right cheek resting against the door. She is defeated and gives up...



=====

PANEL xxx

Same exact picture as above, the hand should be EXACTLY in the same position as previous panel, but Rebecca's face is SLIDING DOWN the door...



=====

PANEL xxx

Rebecca is curled up in a ball; she breaks down and starts sobbing uncontrollable. Show lots of emotion here exactly like the image below...



=====
PANEL xxx

She covers her head, still sobbing uncontrollably...
Draw picture same as this.



=====

PANEL xxx

Rebecca curls up in a fetal position on the floor. Use the sketchup model to get all the right angles.



=====


PANEL xxx



=====
PANEL xxx

We are looking at the stairs through Rebecca's eyes. The sun is not out yet, it is still too early. The sky outside is still very early dawn so we see a couple of stars in the sky, but the sun is starting to come up a bit.... This is very important. Use a background layer like this:


Use sketchup.



=====

PANEL xxx

Same image as above, but her eyes are closing...



A long series of blackness fills the Webtoons screen. The user will need to scroll a long time before they see anything happen...

